

Garrison Bridge Superannuation Scheme Protector Plus AUD Fund

FUND UPDATE

FOR THE QUARTER ENDING 30 June 2017

This update was first made available on 28 July 2017



What is the purpose of this update?

This document tells you how the Protector Plus AUD Fund has performed and what fees were charged. The document will help you to compare the fund with other funds. Lifetime Asset Management Limited prepared this update in accordance with the Financial Markets Conduct Act 2013. This information is not audited and may be updated.

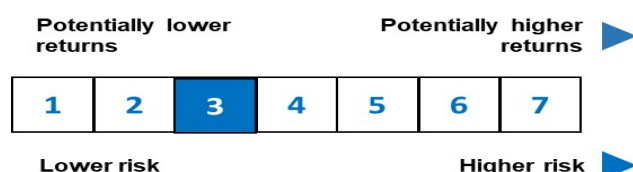
Description of this fund

The Protector Plus AUD Fund is a diversified portfolio, managed in Australian dollars, of low cost index funds or similar investments. Balanced between income and capital growth combined with a Risk Management Overlay (RMO). The RMO is designed to stabilise market volatility which aims to keep the risk level from increasing significantly during periods of market turbulence to preserve investors capital.

Total value of fund	AUD\$1,105,542
Number of investors	10
The date the fund started	14 October 2016

What are the risks of investing?

Risk indicator for the Protector Plus AUD Fund:



The risk indicator is rated from 1 (low) to 7 (high). The rating reflects how much the value of the fund's assets goes up and down. A higher risk generally means higher potential

To help you clarify your own attitude to risk you can seek financial advice or work your risk profile at sorted.org.nz/tools/investor-kickstarter

Note that even the lowest category does not mean a risk-free investment, and there are other risks that are not captured by this rating.

This risk indicator is not a guarantee of a fund's future performance. The risk indicator is based on actual investment returns for the period 1 May 2017 to 30 June 2017 and market index data for the period 1 July 2012 to 30 April 2017. While risk indicators are usually relatively stable, they do shift from time to time. The risk indicator will continue to be updated in future fund updates.

See the product disclosure statement (PDS) for more information about the risks associated with investing in this fund.

How has this fund performed?

Past year	
Annual Return (after deductions for charges and tax)	Not applicable
Annual Return (after deductions for charges but before tax)	Not applicable
Market index annual return (reflects no deductions for charges and tax)	7.82%

The market index annual return is a composite index, calculated using the return of each asset class index the fund invests in, weighted by the fund's benchmark asset allocation. See the Statement of Investment Policy and Objectives

(SIPO) for details of the fund's benchmark asset allocation and the asset class indices.

Additional information about the market index is available on the Disclose Register business.govt.nz/disclose

What fee are investors charged?

Investors in The Protector Plus AUD Fund are charged fund charges. Based on the Product Disclosure Statement (PDS) dated 28 November 2017 these are expected to be:

	% of net asset value
Total fund charges	1.39%
Which are made up of:	
Total management and administration charges	1.39%
Managers basic fee	1.39%
Other management and administration charges	0.00%
Total performance based fees	0.00%
Other charges	Annual charge per investor
Administration Fee	AUD \$375.00 pa

Investors may also be charged individual action fees for specific actions or decisions (for example an establishment fee). See the PDS for more information.

Example of how this applies to an investor

Small differences in fees and charges can have a big impact on your investment over the long term.

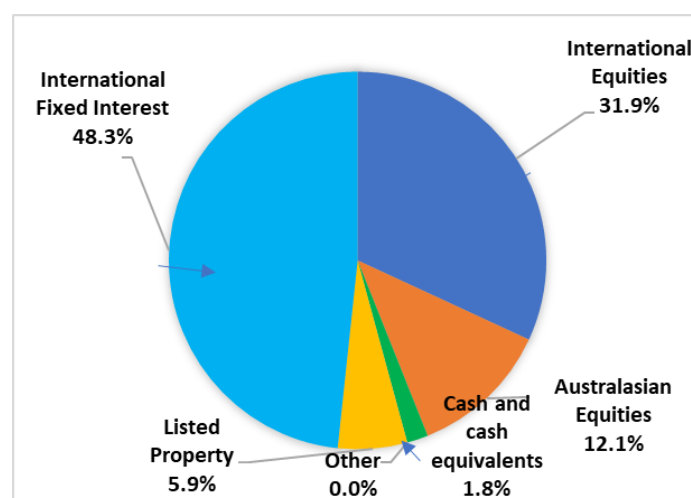
Sam had £10,000 in the fund in March 2017 and did not make any further contributions. At the end of the year, Sam received a return² of (£66) after fund charges were deducted (that is -0.66% of his initial £10,000). Sam also paid

£126.84 in other charges. This gives Sam a total return after tax² of (£139) for the year.

What does the fund invest in?

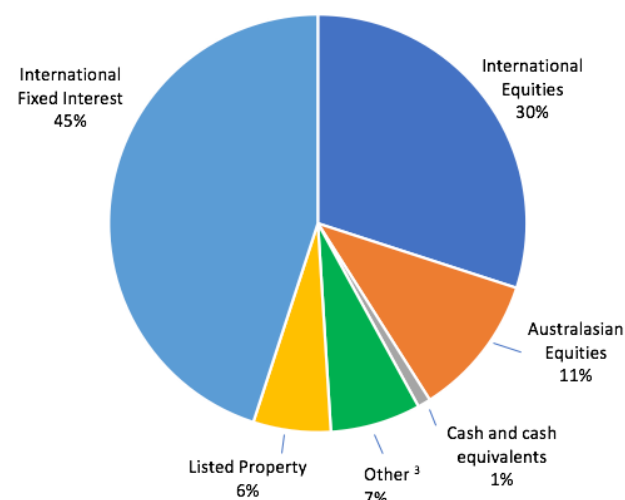
Actual investment mix

This shows the mix of assets of the Fund as at 30 June 2017.



Target investment mix

This shows the mix of assets that the Fund generally intends to invest in.



Top 10 Investments

Asset Name	% of fund net assets	Type	Country	Credit Rating
1. Vanguard International Shares Index Fund (Hedged) AUD Class	23.9%	International equities	Australia	N/A
2. Vanguard Australian Fixed Interest Fund	20.1%	International fixed interest	Australia	N/A
3. Vanguard International Fixed Interest Index Fund (Hedged)	14.1%	International fixed interest	Australia	N/A
4. Vanguard International Credit Securities Index Fund (Hedged)	14.1%	International equities	Australia	N/A
5. Vanguard Australian Shares Index Fund	12.1%	International equities	Australia	N/A
6. Vanguard International Small Companies Index Fund (Hedged)	4.0%	Listed property	Australia	N/A
7. Vanguard Emerging Markets Shares Index Fund	4.0%	International fixed interest	Australia	N/A
8. Vanguard International Property Securities Index Fund (Hedged)	3.0%	International equities	Australia	N/A
9. Vanguard Australian Property Securities Index Fund	2.9%	International fixed interest	Australia	N/A
10. ANZ Bank Account	1.8%	International fixed interest	Australia	N/A

The intended Top 10 investments make up 100% of the value of the fund.

The assets are held in AUD and there is no currency hedging. More detail is set out in the SIPO for the Garrison bridge Superannuation Scheme.

Key personnel

Name	Current position	Term	Previous position	Term
Wade Matterson	Head of Practice (Australia) Milliman Inc	13 years, 0 months	Consultant, Tillinghurst	6 year 8 months
Jeff Gebler	Head of Portfolio Management (Australia) Milliman Inc	13 years, 0 months		
Michael Armitage	Head of Fund Advisory Milliman Inc	3 years 1 months	Director Hedge Fund Research, Alternative Investment Consultants	2 years
Adam Schneck	Head of Portfolio Management Milliman Inc	12 years 7 month		
Ram Kelkar	Head of Capital Markets Group Milliman Inc	9 years 0 months	Director of ALM and Derivatives Strategy, Allstate Insurance	5 years

Further information

You can also obtain this information, the PDS for the Garrison Bridge Superannuation Scheme and some additional information from the offer register at business.govt.nz/disclose

Notes

¹ As the fund started on 14 October 2016, actual returns for the fund are not available. To calculate the risk indicator for the five-year period ending 31 March 2017, market index returns have been used. As a result of those market returns, the risk indicator may provide a less reliable indicator of the potential future volatility of the fund.

² As the fund started on the date noted above, the example calculation is based on the market index return for the 12-month period to 30 June 2017. An individual tax rate of 28% has been applied to calculate the example investor after tax return. Investor's individual tax rate could be different.

^B The Protector Plus AUD Fund invests in a RMO designed to reduce the portfolio volatility for smoother overall investment experience and also to preserve capital by cushioning downside market risk. Lifetime Asset Management Limited have subcontracted the portfolio's active risk management to Milliman Pty Ltd. The Milliman Managed Risk Strategy (**MRS**) is an intelligent, institutional quality risk management strategy that seeks to stabilise portfolio volatility below a target level, capture growth in up markets, and defend against losses during major market declines. The strategy has been used by Milliman since 1998, and is used in a variety of funds and investment products to help investors weather market turbulence and improve the overall likelihood of meeting retirement income goals. The Milliman MRS process manages the risk of the portfolio by varying the effective cash and share exposure. It does this primarily by buying and selling equity futures, depending on the level of risk in the market and the Fund's performance at a given point in time. Equity futures are derivative products which enable investors to trade movements in major equity indices in a single cost-effective transaction. The process also rebalances the Fund's assets from time to time within the guidelines set out in the Rebalancing Policy.

Contact Us

If you have any enquiries about the Garrison Bridge Superannuation Scheme or your investment, please call us on **0800 254 3378** or visit garrisonbridge.co.nz