

AUD Growth Fund

This fund update was first made publicly available on 29 October 2024.

What is the purpose of this update?

This document tells you how the AUD Growth Fund (**Fund**) has performed and what fees were charged. The document will help you to compare the Fund with other funds. Lifetime Asset Management Limited (**Lifetime**) prepared this update in accordance with the Financial Markets Conduct Act 2013. This information is not audited and may be updated.


Description of this Fund

Australian Dollar denominated fund employing an active asset allocation strategy and a passive investment management strategy invested 20% in income assets (international fixed interest), with 80% exposure to growth assets (Australasian and international equities). Seeks to track composite indices (before annual fund charge and tax), comprising: 20% Bloomberg Global Treasury Scaled Index, 100% hedged to AUD; 15% FTSE Australia 300 Choice Index; and 65% MSCI World ex Australia Custom ESG Leaders Index.

Total value of the Fund	AUD \$19,209,444
Number of investors	5
The date the Fund started	7 July 2023

What are the risks of investing?

Risk indicator for the AUD Growth Fund



The risk indicator is rated from 1 (low) to 7 (high). The rating reflects how much the value of the Fund’s assets goes up and down. A higher risk generally means higher potential returns over time, but more ups and downs along the way.



To help you clarify your own attitude to risk, you can seek financial advice or work out your risk profile at sorted.org.nz/tools/investor-kickstarter

Note that even the lowest category does not mean a risk-free investment, and there are other risks that are not captured by this rating.

This risk indicator is not a guarantee of a fund’s future performance. As the Fund has not been in existence for five years, the risk indicator is based on the returns data from 1 October 2023 to 30 September 2024 and on market index returns data for the period 1 October 2019 to 30 September 2023. While risk indicators are usually relatively stable, they do shift from time to time. The risk indicator will continue to be updated in future fund updates.



See the Product Disclosure Statement (**PDS**) for more information about the risks associated with investing in this Fund.

How has the fund performed?

	Past Year
Annual return (after deductions for charges and tax)	19.66%
Annual return (after deductions for charges but before tax)	20.94%
Market index annual return (reflects no deduction for charges and tax)	21.37%

The market index annual return for the Fund is a composite index (before annual fund charge and tax), comprising: 20% Bloomberg Global Treasury Scaled Index, 100% hedged to AUD; 15% FTSE Australia 300 Choice Index; and 65% MSCI World ex Australia Custom ESG Leaders Index.



See the Statement of Investment Policy and Objectives (**SIPO**) for details of the Fund's benchmark asset allocation and the asset class indices.



Additional information about the market index is available in the 'SIPO' document on the 'Scheme Register' at disclose-register.companiesoffice.govt.nz (search for 'Garrison Bridge Superannuation Scheme').

What fees are investors charged?

Investors in the Fund are charged fund charges. Based on the PDS dated 7 July 2023¹:

	% of net asset value
Total fund charges	1.19%
Which are made up of:	
Total management and administration charges	1.19%
Including:	
• Manager's basic fee	0.52%
• Other management and administration charges	0.67%
Total performance-based fees*	0.00%
Other charges	Dollar amount per investor
	AUD \$0.00

* There are no performance fees charged by the Fund.

All fees are GST inclusive (if applicable).

Investors may also be charged individual action fees for specific actions or decisions (for example, for withdrawing from funds). See the PDS for more information about those fees.

Example of how this applies to an investor

Small differences in fees and charges can have a big impact on your investment over the long term.

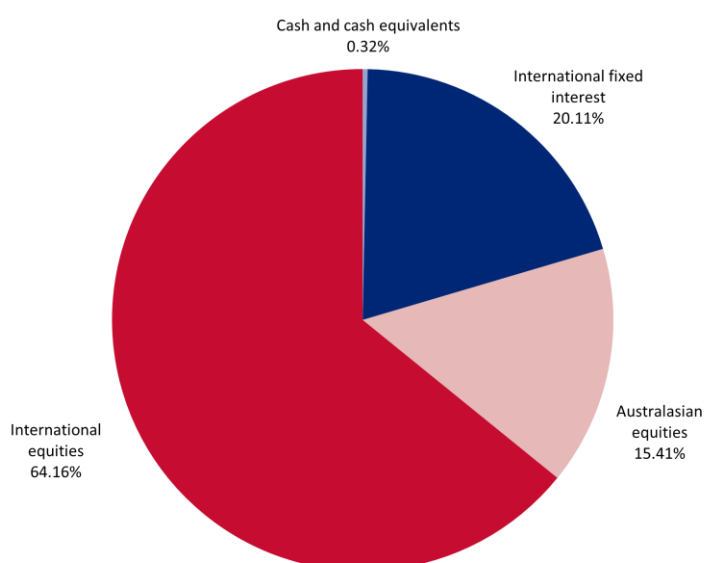
Example of how this applies to an investor

Ben had AUD \$10,000 in the Fund at the start of the year and did not make any further contributions. At the end of the year, Ben received a return after fund charges were deducted of AUD \$2,094 (that is 20.94% of his initial AUD \$10,000). Ben also paid AUD \$0 in other charges. This gives Ben a total return after tax of AUD \$1,966 for the year.

What does the fund invest in?

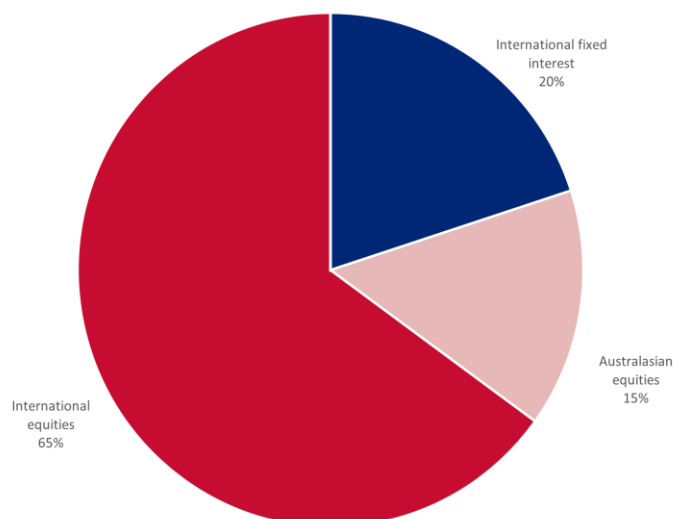
Actual investment mix

This shows the types of assets that the Fund invests in.



Target investment mix

This shows the mix of assets that the Fund generally intends to invest in.



Top 10 investments

Name	Percentage of the net asset value of the Fund	Type	Country	Credit rating (if applicable)
iShares Core MSCI World ex Australia ESG Leaders ETF	64.10%	International equities	Ireland	-
Vanguard International Fixed Interest (Hedged) ETF	20.09%	International fixed interest	Australia	-
Vanguard Ethically Conscious Australian Shares Index	15.39%	Australasian equities	Australia	-
AUD BNP Paribas Securities Services Australia Branch (NZ-ACNL)	0.42%	Cash and cash equivalents	Australia	A-1

The top 10 investments make up 100.00% of the Fund.

Currency hedging

The base currency of the fund and underlying funds is Australian Dollars. No currency hedging is performed at the fund level and the fund is not hedged to New Zealand Dollars. The underlying funds invest in international assets. The following foreign currency exposure targets will apply to international assets:

- International fixed interest – 100% hedged to Australian dollars.
- International equities – 100% unhedged to Australian dollars.

The currency hedging is passive, meaning the investment manager of the underlying funds target the benchmark hedging level, although actual hedging may differ from this, due to cash flow and market movements.



Additional information about currency hedging is available in the 'SIPO' on the 'Scheme Register' at disclose-register.companiesoffice.govt.nz (search for 'Garrison Bridge Superannuation Scheme').

Key personnel

This shows the directors, employees and Investment Committee members and advisers who have the most impact on the investment decisions of the Fund.

Name	Current position	Time in current position	Previous or other position	Time in previous or other position
Peter Verhaart	Contract Chief Investment Officer, Investment Committee Chair	0 years and 7 months	Head of Investment Consulting EriksensGlobal Limited (current position)	2 years and 10 months
			Head of Wholesale and Private Investment, Kiwi Wealth	5 years and 7 months
Cameron Bagrie	Member, Lifetime Investment Committee	3 years and 5 months	Managing Director & Chief Economist, Bagrie Economics (<i>current position</i>)	6 years and 9 months
			Chief Economist, ANZ	11 years and 10 months
Kevin Stirrat	Member, Lifetime Investment Committee	3 years and 5 months	Director/Strategy Wealth Management Research, Forsyth Barr Limited	15 years and 10 months
Ellen Cheyne	Chief Financial Officer & Member, Lifetime Investment Committee	6 years and 3 months	Head of Finance, The Co-operative Bank	7 years and 10 months
Paul Robertshawe	Advisor, Lifetime Investment Committee	3 years and 5 months	Chief Investment Officer, Octagon Asset Management Limited (<i>current position</i>)	2 years and 11 months

Further information



You can also obtain this information, the PDS for the Garrison Bridge Superannuation Scheme, and some additional information from the 'Offer Register' at disclose-register.companiesoffice.govt.nz (search for 'Garrison Bridge Superannuation Scheme').

Notes

1. The Fund has not been in existence for a 12-month period to 31 March, so the Annual Fund Charges are based on an estimate of assets under management, fund performance, fees and expenses forecasted to occur in the 12-months following the first unitisation of the Fund. More information about the estimated Annual Fund Charges is available on the 'offer register' at disclose-register.companiesoffice.govt.nz (search for 'Garrison Bridge Superannuation Scheme').